

The Kitchen Collection

@Home[®]
KITCHENS & BATHROOMS
for Modern Living

BY THE HUWS GRAY GROUP



**“Good quality, honestly
priced kitchens, every
day of the year.”**

This means that you won't find your new kitchen
heavily discounted just after you've placed the order.

CAMBERLEY	06-09
SAUNTON	10-13
GULLANE	14-15
PRESTWICK	16-17
HOLLINWELL	18-23
MUIRFIELD	24-25
BIRKDALE	26-27
AVEBURY	28-29
GANTON	30-33
CLASSIC DOOR OPTIONS	34-35
CLASSIC HANDLE OPTIONS	36-37



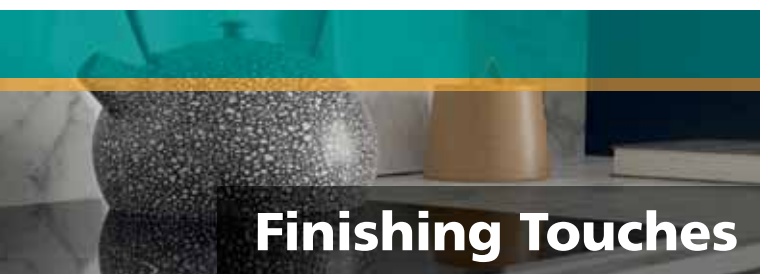
*prestwick
midnight blue*



portrush hunter green

40-43	CARNOUSTIE
44-47	LYTHAM
48-49	GLENEAGLE
50-53	TURNBURY
58-61	SUNNINGDALE
62-63	TROON
64-65	WOODHALL
66-67	DORNOCH
68-69	CONTEMPORARY DOOR OPTIONS
70-71	CONTEMPORARY HANDLE OPTIONS

LINEAR AVANT	74-75
LINEAR TREND	76-77
LINEAR FINESSE	78-79
LINEAR ICON	80-83
LINEAR ICE	84-85
LINEAR FORM	86-89
HANDLELESS DOOR OPTIONS	90-91



*marble bianco
22mm worktop*

CABINET SPECIFICATION

94-97	WORK SURFACES
98-99	SPLASHBACKS
100-103	DRAWER SOLUTIONS
104-105	STORAGE SOLUTIONS
106-107	LIGHTING & ACCESSORIES

108-113

Specification

Your Classic Style

This range of kitchens exudes warmth and character to form a wonderful welcoming feel. From classic smooth shaker doors in subtle tones, to our painted ash veneered options available in several on-trend colours; you can create a country cottage style or a more sophisticated modern kitchen design.

All of our kitchen ranges can be styled to look more traditional or to take a modern twist on a classic design.

The handle choice and the work surface make a big impact on the overall style. The choice of colour is also influential with a traditional look being created by using colours such as Hunter Green, Sage and Stone, complemented with an Oak work surface and aged brass handles. For a more modern look use black, deep blue or green tones for frontals or be a bit more bold and choose our new Carmine Red colour.



finishing touches

Create your unique style when selecting handles, work surfaces and wall splashbacks.

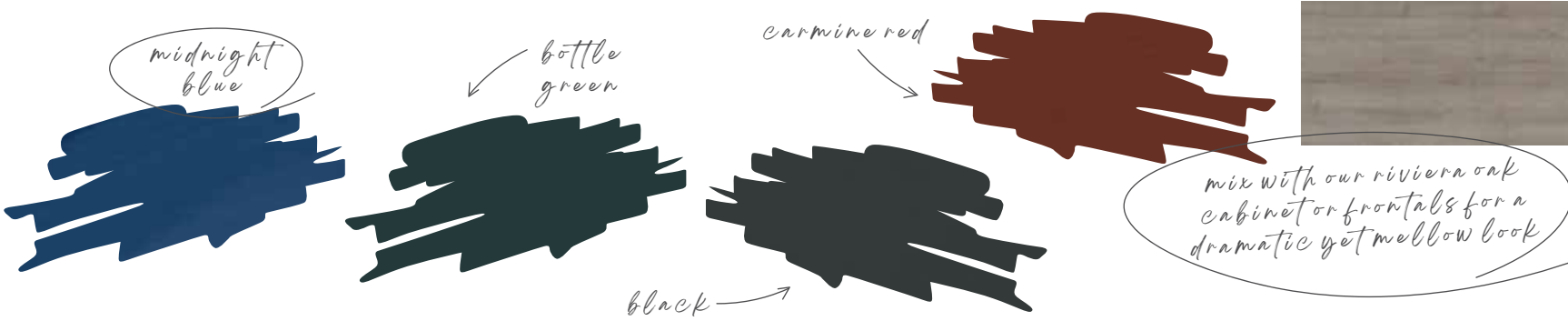


swaps of knob and cup handles are available in chrome nickel and bright brass black



timber marble or stone design work surfaces work well with classic kitchens

On trend paint to order colours



Camberley Paint to Order

The traditional British country-house feel is represented in our Camberley Paint to Order range. The veneered timber shaker style doors and drawers open from a framed cabinet. Your ideal style can be achieved with our full palette of paint to order colours and a collection of classic or modern handles.

PRICE BAND – 6

Traditional in frame design

CAMBERLEY BLACK & STONE
20MM KASHMIR GRANITE WORKTOP
VINTAGE NICKEL PEWTER HANDLE (HPK629)




CAMBERLEY MIDNIGHT BLUE AND PEARL GREY

cararra
marble work
surface

vintage nickel
pewter bar handle

get the look



midnight blue
and pearl grey
finishes

10

anthracite mantle
shelf and corbels

charming beaded shaker

Saunton Paint to Order

Charming, pretty and beautifully versatile, Saunton Paint to Order is a painted ash veneered shaker kitchen. It features intricate beading around the shaker frame that gives the design its classic style. Pick a paint colour to suit your home.

PRICE BAND - 5

SAUNTON ANTHRACITE
TIMBER WORK SURFACE
TRADITIONAL CHROME D HANDLE
(HPK752)



14

*on trend stainless
steel handles*

classic refined design

Gullane Paint to Order

The raised centre panel shaker style of Gullane Paint to Order lends itself to a refined kitchen design. Available in our full palette of painted colours, accessorise with co-ordinating cornice, pelmet, table legs and statement handles to create a classic masterpiece.

PRICE BAND – 5

GULLANE CHALK WHITE AND COBBLE GREY
CARRARA MARBLE
AND SOLID OAK WORK SURFACES
STAINLESS STEEL TORDINO KNOB (HPK884)

16

*stylish matt
brass handles*

*deep storage
drawers*

classic simple shaker

Prestwick Paint to Order

Inspired by the classic beauty of simple shaker design, Prestwick is an undeniably elegant kitchen.

The painted veneered timber style is a timeless creation that will never go out of fashion.

Prestwick Paint to Order is available in our full suite of paint colours.

PRICE BAND - 5

PRESTWICK STONE AND CLAY
TIMBER AND 40MM LAMINATE PASTEL
OAK WORK SURFACES
MATT BRASS D HANDLE (HPK811)

↑
tall black
glazed larder
doors

glass shelves
with led lights
↓

↑
gunmetal
inline trim

Hollinwell

This classic and simple smooth one piece shaker door allows you to create a traditional or contemporary look in your kitchen. With four standard colour options and a Paint to Order option in our full painted colour palette, you can add your own touches of style.

HOLLINWELL PRICE BAND - 3
HOLLINWELL PAINT TO ORDER
PRICE BAND - 4

a modern classic

HOLLINWELL CHALK WHITE
INLINE GUNMETAL TRIM
22MM ANTIQUE BRONZE LAMINATE WORK
SURFACE

20



HOLLINWELL PROVIDENCE BLUE AND CHALK WHITE
EARTHSTONE ONDA WORK SURFACE
BARRINGTON MATT BLACK KNOB & PULL HANDLES (HPK875, HPK877)

21



get the look

*earthstone onda
work surface*

*black knob and
pull handles with
backplate*



chalk white



providence blue





22

23

HOLLINWELL PAINT TO ORDER CARMINE RED & HARBOUR GREY
20MM SILESTONE DESERT SILVER WORK SURFACE
MATT BLACK CUP HANDLE (HPK813) & MATT BLACK KNOB (HPK814)

boot room drawer
cabinets

simple shaker design

Muirfield

With its subtle grain texture and thin shaker frame Muirfield is the perfect addition to any home. Whether you want a traditional look or a more modern design this range has everything you need. Muirfield is available in three stunning colour options; Fern Green, Indigo and Providence Blue.

MUIRFIELD PRICE BAND - 2

MUIRFIELD FERN GREEN
20MM SILESTONE CALCUTTA GOLD WORK SURFACE
MATT BRASS CUP HANDLE (HPK908)
& MATT BRASS KNOB (HPK909)

Birkdale

This exquisite grained shaker design features a chamfered frame and is available in a standard Ivory finish, as well as our full palette of paint to order colours, including the on-trend deep indigo shown here. Choose brass or copper handles to create a sophisticated kitchen to suit your home design.

BIRKDALE IVORY PRICE BAND - 2
BIRKDALE PAINT TO ORDER
PRICE BAND - 3

BIRKDALE INDIGO
SOLID TIMBER AND WHITE QUARTZ
WORK SURFACES
TRADITIONAL ANTIQUE COPPER KNOB & D
HANDLES (HPK784, HPK785)

detailed classic design

tea tray cabinet

printed glazed door cabinets

smooth classic style

Avebury

The smooth Avebury kitchen is a stylish take on a timeless five-piece shaker design.

Available in Cobble Grey, Platinum, Sage and Stone, it offers a palette that can be accentuated with statement handles, work surfaces and flooring.

PRICE BAND – 2

AVEBURY PLATINUM
TIMBER WORK SURFACE
TRADITIONAL CHROME D HANDLE
(HPK752)

30

smooth shaker style

*matt brass square handles
to add a modern twist*

Ganton

The simple shaker design of Ganton is available in the on-trend colours Charcoal, Hunter Green and Pebble. With an anti-fingerprint robust surface and its narrow frame detail this smooth one piece shaker style kitchen is the picture of elegance.

PRICE BAND – 1

GANTON HUNTER GREEN
EARTHSTONE NEVE WORK SURFACE
MATT BRASS SQUARE HANDLE (HPK860)

32



GANTON PEBBLE
40MM CARBON STEEL WORK SURFACE
PAROL MATT BLACK D HANDLE (HPK868)

33



hunter green

get the look

*parol rose
gold handle*



*new work
surfaces*



The dark and moody tones of Ganton Hunter Green create a sophisticated look which works well with a rose gold handle. Use a light coloured work surface to give this shaker kitchen a more modern look.

Classic Door Suite

Now you have seen the selection of kitchen styles we offer it's time to shortlist your favourites. Do you want a single colour kitchen or will you mix and match different decors?

Our paint to order ranges are available in any of the 22 paints shown, whilst all the available colours of our general kitchen ranges are shown below. Then browse the handle and work surface pages to collate your preferred style.

Paint to order door styles



Paint to order colours



Classic

BELFRY



Character Oak



Belfry Glazed
(Textured Clear Glass)

HOLLINWELL



Indigo



Pearl Grey



Chalk White



Providence Blue

BIRKDALE



Hollinwell Glazed
(Clear Glass)



Ivory



Birkdale Glazed
(Clear Glass)

MUIRFIELD



Fern Green



Indigo



Providence Blue

AVEBURY



Muirfield Glazed
(Clear Glass)



Platinum



Cobble Grey



Sage



Stone



Avebury Glazed
(Clear Glass)


GANTON




Charcoal



Hunter Green



Pebble

 Door and draw fronts in this range are made using rPET foil made from recycled plastic bottles










Classic Handles

Our wide selection of handles to suit Classic kitchens include cup and knob sets as well as a range of shapes and styles. There is a suite of finishes including black, brass, chrome, copper and pewter to create a unique look and feel that is personal to you.

Inline Handles

Our Inline trims offer a contemporary sleek style kitchen design that creates a handleless look and accentuates clean flowing horizontal lines. Inline is available with Hollinwell frontals (excludes Paint to Order).



 Iron D Handle HPK330	 Natural Iron Fluted Knob & Backplate HPK464	 Satin Nickel Grooved Bow HPK465	 Pewter Lamont D Handle HPK600
 Pewter Lamont Cup Handle HPK638	 Aged Copper Sulky D Handle HPK751		
 Traditional Chrome D Handle HPK752	 Traditional Antique Copper Knob HPK784	 Traditional Antique Copper D Handle HPK785	 Brushed Rectangle Handle HPK795

INLINE MATT BLACK TRIM



INLINE BRASS TRIM


































INLINE GUNMETAL TRIM



INLINE ALUMINUM TRIM



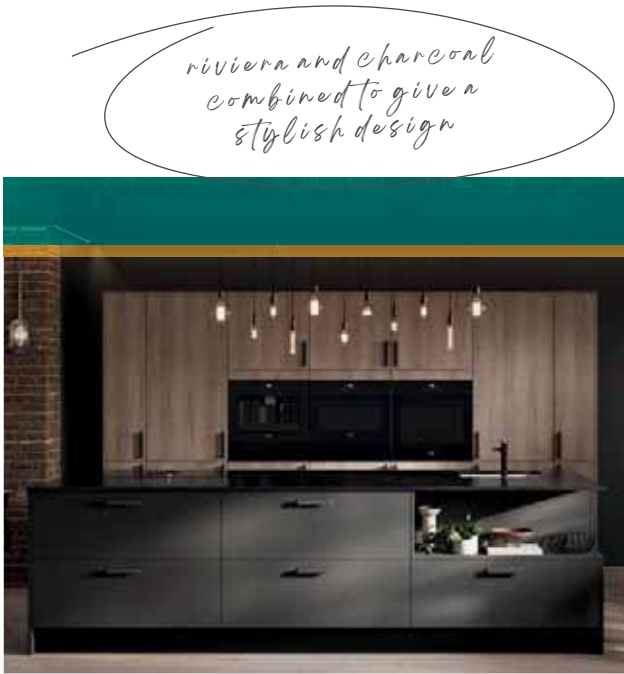
 Soho Pewter Strap Handle HPK798	 Trafalgar Bronze D Handle HPK879	 Trafalgar Bronze Cup Handle HPK880	 Trafalgar Bronze Knob HPK881	 Matt Black Sculptured D Handle HPK810	 Matt Brass D Handle HPK811	
 Matt Black Cup Handle HPK813	 Matt Black Knob HPK814	 Chrome Cup Handle HPK815	 Chrome Knob HPK816	 Satin Nickel Cup Handle HPK847	 Satin Nickel Knob HPK848	
 Brushed Brass Knob HPK856	 Brushed Brass Cup Handle HPK857	 Parol Matt Black D Handle HPK868	 Parol Rose Gold D Handle HPK869	 Santio Matt Black D Handle HPK870	 Santio Rose Gold D Handle HPK871	
 Barrington Brass Cup Handle HPK872	 Barrington Brass Knob with backplate HPK874	 Barrington Brass Pull handle with backplate HPK876	 Barrington Matt Black Cup Handle HPK873	 Barrington Matt Black Knob with backplate HPK875	 Barrington Matt Black Pull Handle with backplate HPK877	
 Allaro Brushed Brass Pull Handle HPK882	 Allaro Brushed Brass Knob HPK883	 Tordino Stainless Steel Knob HPK884	 Brushed Brass Cup Handle HPK908	 Brushed Brass Knob HPK909	 Southwalk Brass Handle HPK910/911/912	 Southwalk Black Handle HPK913/914/915

Your Contemporary Style

Our contemporary range of kitchens can create a unique distinctive look, from sleek super-matt kitchens that include the latest robust anti-fingerprint surface technology, to Lytham high gloss reflective designs that can make a space seem bigger and brighter. Our collection also includes a full paint to order colour palette to pick from as well as the latest trend designs such as elegant Dark Walnut, Riviera Oak and industrial style Concrete & Dark Stone.

Choose from a single range throughout your kitchen, or be adventurous and use a contrasting textured finish. Portrush Dark Stone and Charcoal, or Dornoch Riviera and Sunningdale Merlot Red complement each other perfectly.

For an ultra sleek modern design choose a handleless style such as Carnoustie with its integrated handle, or our Inline trim handle options.



finishing touches

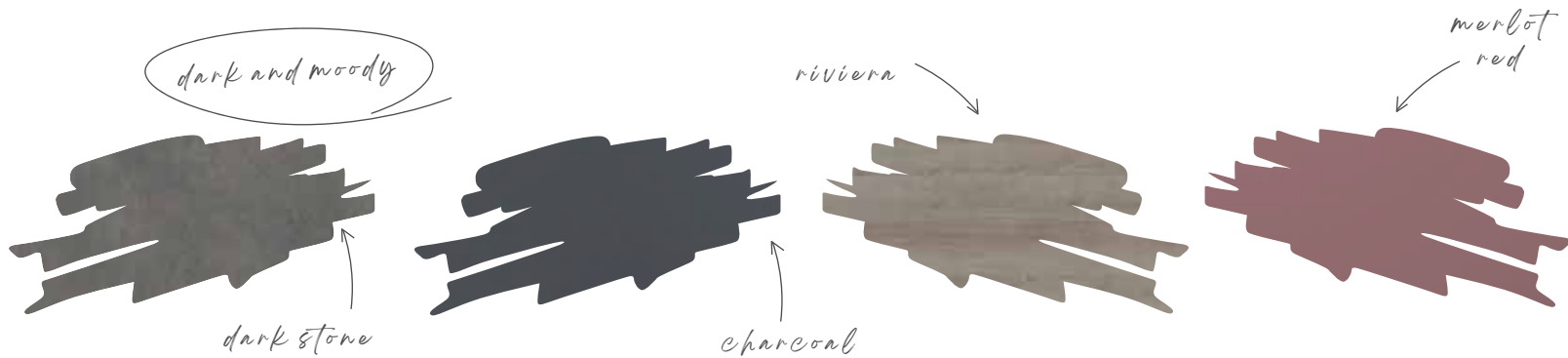
Create your unique style when selecting handles, work surfaces and wall splashbacks.

sunningdale smooth matt kitchen with inline handles



on trend thin laminate worktops

On trend paint to order colours



40

*tall wall cabinets
offer plenty of
stylish storage*

*carnoustie blender
panels allow the
handle to flow around
the furniture*

elegant handleless design

Carnoustie Paint to Order

Carnoustie is a modern and elegant style featuring an integrated pull handle to the top of each door and drawer. With twenty two paint to order colours to choose from Carnoustie Paint to Order is the perfect choice for a contemporary design.

PRICE BAND – 4

CARNOUSTIE BLACK & CHALK WHITE
20MM SILESTONE BLANCO ZEUS WORKTOP



42

CARNOUSTIE PROVIDENCE BLUE
& CHALK WHITE



CARNOUSTIE GLOSS

43



CARNOUSTIE PAINT TO ORDER INDIGO

44

highly reflective style

Lytham

Lytham makes for a stunning contemporary kitchen style. Lytham is available in three popular gloss colours, one matt option and our full suite of painted colour choices. Lytham works well in a two tone kitchen design either mixed with an accent timber or another Lytham finish.

LYTHAM MATT PRICE BAND - 2
LYTHAM PAINT TO ORDER PRICE BAND 2
LYTHAM GLOSS PRICE BAND - 3

LYTHAM BOTTLE GREEN
BLANCO ZEUS SILESTONE WORKTOP
MATT BRASS PULL HANDLE (HPK851)



46

LYTHAM FRENCH GREY
AND CHALK WHITE



47

LYTHAM BLACK

our cabinets can be used to create more than just your kitchen they can be used to create unique features such as a dedicated coffee area

48

↑
*sleek
illuminated
cabinet bases*

*handy desk
area*
↓

Gleneagle

Our popular Gleneagle range of kitchens is available in four gloss colours; Anthracite, Cashmere, Platinum and White. Accessorise with statement handles or inline trims then add a striking modern worktop to create a bright welcoming kitchen design.

PRICE BAND – 2

welcoming reflective design

GLENEAGLE CASHMERE
40MM VENICE MARBLE WORK SURFACE
CHROME SQUARE D HANDLE (HPK642)

50

Turnbury

An Turnbury kitchen represents the latest in on-trend interior design. The industrial look of Concrete creates a designer kitchen to be proud of and is also made from 100% recycled chipboard along with the Turnbury Grey Walnut finish.

PRICE BAND – 0

embrace your creativity

TURNBURY GREY WALNUT & PEBBLE
40MM ARCTIC MARBLE WORKTOP - BRUSHED
BRONZE ARCHED BRIDGE HANDLE (HPK796)



52



53

marble bianco
work surface

inline brass trim
suits the indigo
colour

get the look

turnbury indigo
and white finishes

TURNBURY INDIGO AND MATT WHITE
22MM MARBLE BIANCO WORK SURFACE
INLINE BRASS TRIM

ABOVE: TURNBURY CONCRETE

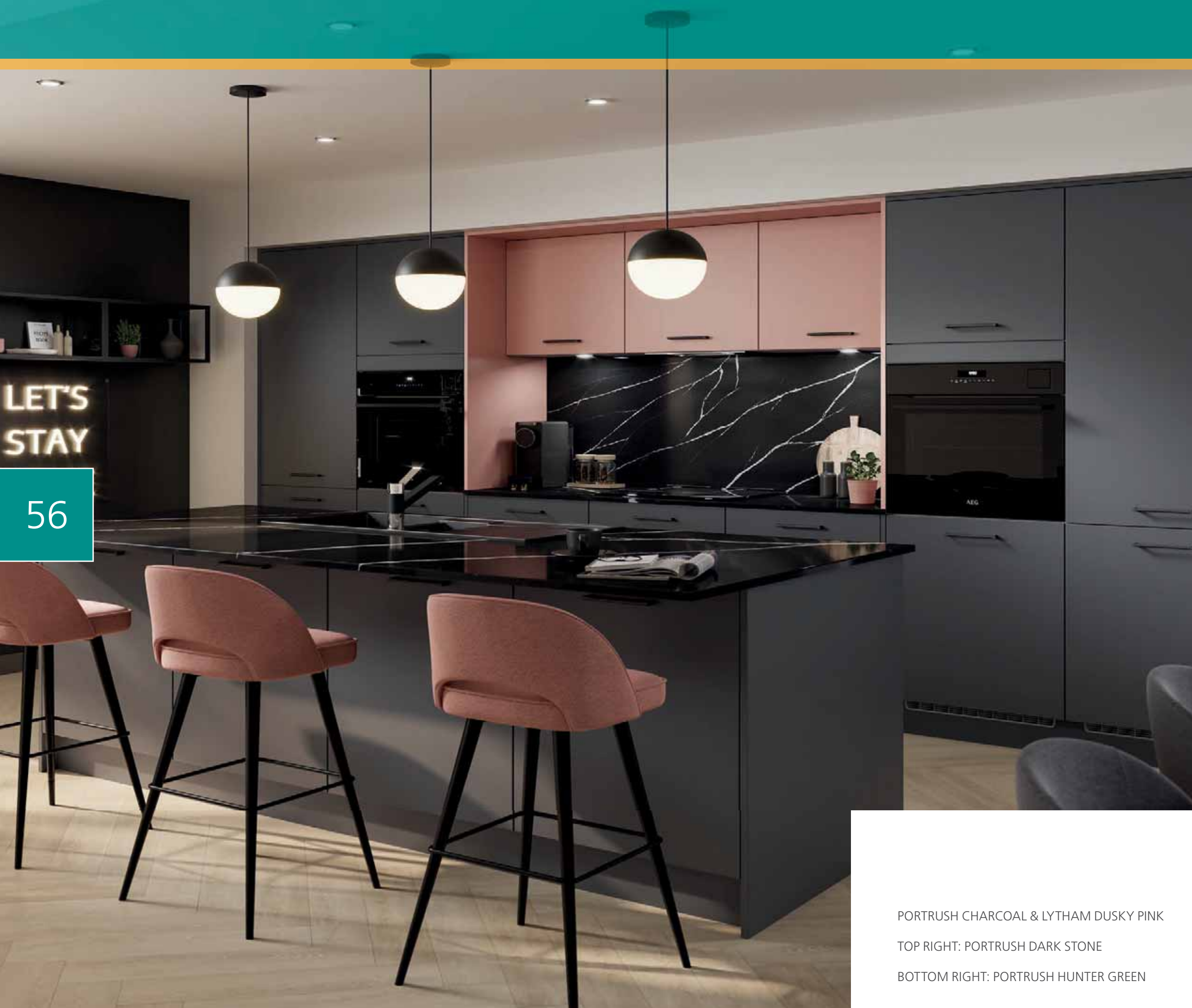
indulge your creativity

Portrush

Portrush is the ultimate in modern kitchens. With its two dramatic textured frontals Dark Stone & Dark Walnut and the smooth on-trend options of Charcoal & Hunter Green why not explore your darker side.

PRICE BAND – 0

PORTRUSH DARK WALNUT
ARIAL CAESARSTONE WORK SURFACE
INLINE GUNMETAL TRIM



56



57

PORTRUSH CHARCOAL & LYTHAM DUSKY PINK
 TOP RIGHT: PORTRUSH DARK STONE
 BOTTOM RIGHT: PORTRUSH HUNTER GREEN

Sunningdale

Sunningdale with its three smooth colour choices is perfect choice for any contemporary kitchen design. With two muted shades of Mineral & Storm Blue to the deeper darker tone of Merlot Red that really makes a statement.

PRICE BAND – 0

smooth sophisticated design

SUNNINGDALE MERLOT RED & MINERAL
20MM SILESTONE DESERT SILVER
WORK SURFACE
INLINE GUNMETAL TRIM



60

SUNNINGDALE MERLOT RED AND MINERAL



61

SUNNINGDALE STORM BLUE



using inline handle trims creates a sleek streamline look especially when used across a full run of base cabinets as shown here

↑
statement matt
nickle square
handle

an interior design statement

Troon

Troon offers a choice of timber effect or smooth matt doors to create the ideal mix and match combination. Plus the Nordic Blue and Light Driftwood finishes are made from 100% recycled chipboard.

PRICE BAND – 0

TROON NORDIC BLUE AND LIGHT DRIFTWOOD
(100% RECYCLED CHIPBOARD)
40MM ALPINE WHITE WORK SURFACE
MATT NICKEL SQUARE D HANDLE (HPK644)

feature matt
black handle

matching
marble laminate
splashback

Woodhall

Create a calm relaxing tone to your kitchen by selecting the subtly textured Woodhall range.

These painted effect finishes are available in three beautiful colours; Cashmere, Cobble Grey and Porcelain.

PRICE BAND – 0

calm kitchen paradise

WOODHALL COBBLE GREY
22MM MARBLE BIANCO WORK SURFACE
MATT BLACK PULL HANDLE (HPK849)

66

Dornoch

Dornoch Riviera is a simple, yet elegant finish that fuses the essence of sophistication with contemporary design especially when mixed with a darker frontal such as Portrush Charcoal (as shown). Dornoch is also available in a Blonde Oak finish.

PRICE BAND – 0

warm hearty design

DORNOCH RIVIERA AND TURIN CHARCOAL
20MM CORKTOWN SILESTONE QUARTZ WORK
SURFACE
BARRINGTON BLACK BAR HANDLE - HPK877

Contemporary Door Suite

Now you have seen the selection of kitchen styles we offer it's time to shortlist your favourites. Do you want a single colour kitchen or will you mix and match different decors?

Paint to order door styles



Lytham



Carnoustie

Paint to order colours



Contemporary

CARNOUSTIE GLOSS

Gloss Dusk Grey

Gloss Pearl Grey

Gloss Pearl Grey

Gloss White

Gloss White

CARNOUSTIE MATT

Matt Anthracite

LYTHAM GLOSS

Gloss Dusk Grey

Gloss Pearl Grey

Gloss Pearl Grey

Gloss Pure White

Gloss Pure White

LYTHAM GLOSS

Lytham Glazed

LYTHAM MATT

Matt Anthracite

GLENEAGLE

Gloss Anthracite

Gloss Cashmere

Gloss Cashmere

Gloss Platinum

Gloss Platinum

Gloss White

Gloss White

PORTRUSH

Charcoal*

Dark Stone

Dark Stone

Dark Walnut

Dark Walnut

Hunter Green

Hunter Green

SUNNINGDALE

Merlot Red

Mineral

Mineral

Storm Blue

Storm Blue

TURNBURY

Cobble Grey*

Concrete

Concrete

Grey Walnut

Grey Walnut

Indigo*

Indigo*

Pebble*

Pebble*

White*

White*

DORNOCH

Blonde Oak

Riviera

Riviera

Cashmere

Cashmere

Cobble Grey

Cobble Grey

Porcelain

Porcelain

TROON

Grey Driftwood

Light Driftwood

Light Driftwood

Nordic Blue

Nordic Blue

Platinum

Platinum

feature glazed door

Black Aluminium Frame, Tinted Glass

Door and draw fronts in this range are made using rPET foil made from recycled plastic bottles

Door and drawer fronts in this range are made using a % recycled chipboard.




Our paint to order ranges are available in any of the 22 paints shown, whilst all the available colours of our general kitchen ranges are shown above. Then browse the handle and work surface pages to collate your preferred style.

Contemporary Handles

Our choice of contemporary handle options add style and design flair to your kitchen design. Choose a subtle shape or a more flamboyant design to suite your unique style.



matt black sculptured D handle

 <p>Chrome Swept D Handle HPK438</p>	 <p>Polished Chrome D Handle HPK448</p>	 <p>Vintage Nickel Pewter Handle HPK629</p>	 <p>Brushed Nickel Barrel D Handle HPK630</p>
 <p>Square Chrome Bar Handle HPK634</p>	 <p>Matt Nickel Square D Handle HPK644</p>	 <p>Chrome Satin & Nickel Handle HPK674</p>	
 <p>Vintage Matt Black & Copper Bar Handle HPK727</p>	 <p>Graphite Osaka Pull Handles HPK728/729/730</p>		
 <p>Copper Osaka Pull Handles HPK731/732/733</p>	 <p>Patterend Gunmetal Bar Handle HPK734/735</p>	 <p>Antique Copper D Handle HPK754</p>	 <p>Brushed Copper Bridge Handle HPK792</p>



 <p>Brushed Copper D Handle HPK793</p>	 <p>Brushed Bronze Arched Bridge Handle HPK796</p>	 <p>Gloss Black Square D Handle HPK797</p>	 <p>Matt Black Knurled Bar Handle HPK809</p>	 <p>Matt Black Sculptured D Handle HPK810</p>
 <p>Matt Brass D Handle HPK811</p>	 <p>Matt Black Pull Handles HPK849/850</p>	 <p>Matt Brass Pull Handles HPK851/852</p>	 <p>Matt Brass Slim Square Handle HPK858</p>	 <p>Matt Brass Arched Bridge Handle HPK859</p>
 <p>Matt Brass Square Handle HPK860</p>	 <p>Parol Matt Black D Handle HPK868</p>	 <p>Parol Rose Gold D Handle HPK869</p>	 <p>Santio Matt Black D Handle HPK870</p>	 <p>Santio Rose Gold D Handle HPK871</p>
 <p>Turnbridge Matt Brass Handle HPK906</p>	 <p>Camden Matt Black Handle HPK907</p>	 <p>Southwalk Brass Handle HPK910/911/912</p>	 <p>Southwalk Black Handle HPK913/914/915</p>	

Inline Trims

Our Inline trims offer a contemporary sleek style kitchen design that creates a handleless look and accentuates clean flowing horizontal lines. Inline is available on all of our contemporary kitchen designs (except for Caroustie and Lytham Paint to Order). Inline is available in the four trim finishes shown here.

INLINE MATT BLACK TRIM



INLINE BRASS TRIM



INLINE GUNMETAL TRIM



INLINE ALUMINIUM TRIM



Linear Handleless

They're rational. They're functional. They're very beautiful. And their flexibility helps you bring pin sharp contemporary design to any environment. Inspired by uncluttered modernism, we've created a range of styles that complement anything from a new-build apartment to a refurbished mill. Lines are clean and satisfying. Tones are subtle and muted. Doors and drawers are handleless.

These are kitchens that look at home in any space. We've built enormous flexibility into all our ranges. If you want tall, wide, fitted or island units, you'll find our kitchens can flex to fit your imagination. Linear offers a varied range of finishes to help you make the most of these subtleties. You can master the art of understatement with a variety of matt designs featuring

touchable textures across a variety of wood grains and colours. Or you can select from a palette of gloss designs in a spectrum of subtle shades. Whatever you choose, it will retain a soft, restrained tone that focuses attention on the sleek, simplified forms of our kitchens' minimal, modern designs.



icon smooth matt
merlot red and
storm blue

modern style pantry
cabinet

finishing touches

Create your unique style when selecting trims, work surfaces and wall splashbacks.

trim finishes



aluminium



brass



copper



bronze



matt black



On trend colours




painter black



hunter green



storm blue



merlot red

statement colours
black green and red

74



MATT PAINTED CLAY AND
STONE WITH BRONZE TRIM

Linear Avant

Sleek surfaces and
delicate detail

Handleless kitchens provide a more
pared-back, streamlined look and
Linear Avant is no exception.

75

Linear Trend

Subtle tones & smooth styling

The smooth and gloss finishes create a stunning subtle style that fits perfectly with the modern, handle-less style of Linear Trend.



MATT ANTHRACITE AND GLOSS PEARL
GREY WITH MATT BLACK TRIM

78

Linear Finesse

79

Contemporary meets
traditional style

Linear Finesse combines the ultra modern
simplicity of handleless design with the
traditional feel of a shaker.

MATT CHARCOAL WITH
MATT BLACK TRIM

80



DARK STONE WITH
MATT BLACK TRIM


Linear Icon

Nature inspired iconic style

Create an iconic natural inspired look and feel in your kitchen space, with a mix of material textures and colour tones.

81

82



83

DARK WALNUT WITH
MATT BLACK TRIM

84



GLOSS PLATINUM WITH
MATT BLACK TRIM

Linear Ice

Contemporary meets
traditional style

Linear's Ice gloss doors are perfect for creating light and space. With its sleek, sophisticated finish this range creates a bold statement.

85

86



CONCRETE WITH MATT
BLACK TRIM

Linear Form

Industrial Sheek

Create an stunning industrial style kitchen with Linear Form Concrete and combine with a timber work surface for a welcoming feel.

87

88

89

MATT INDIGO AND MATT
WHITE WITH BRASS TRIM

Door Finishes

We’ve selected a wide range of finishes to perfectly complement the sleek lines of our kitchens. They give you everything you need to accentuate shapes and make the most of the kitchen space.

Matt Painted Cashmere	Matt Painted Chalk White	Matt Painted Clay	Matt Painted Cobble Grey	Matt Painted Cooks Blue	Matt Painted Carmine Red	Matt Painted Dusky Pink
Matt Painted French Grey	Matt Painted Fern Green	Matt Painted Harbour Grey	Matt Painted Hunter Green	Matt Painted Indigo	Matt Painted Midnight Blue	Matt Painted Pearl Grey
Matt Painted Platinum	Matt Providence Blue	Matt Painted Sage	Matt Painted Stone	Gloss Pure White	Gloss Dusk Grey	Gloss Pearl Grey

TREND

Gloss Dusk Grey	Gloss Pearl Grey	Gloss Pure White	Matt Anthracite
-----------------	------------------	------------------	-----------------

FINESSE

Charcoal*	Harvard Green	Pebble*
-----------	---------------	---------

ICE

Gloss Platinum	Gloss Ice White	Gloss Anthracite	Gloss Cashmere
----------------	-----------------	------------------	----------------

AVANT

Matt Painted Anthracite	Matt Painted Atlantic Green	Matt Painted Black	Matt Painted Bottle Green
-------------------------	-----------------------------	--------------------	---------------------------



Door and draw fronts in this range are made using rPET foil made from recycled plastic bottles

Door and drawer fronts in this range are made using a % recycled chipboard.

ICON

Charcoal*	Dark Stone	Dark Walnut	Hunter Green	Merlot Red	Storm Blue	Mineral
-----------	------------	-------------	--------------	------------	------------	---------

FORM

Matt Cashmere Grained	Matt Cobble Grey Grained	Matt Concrete	Matt Nordic Blue	Matt Platinum	Matt Grey Walnut	Matt Porcelain Grained
Matt Smooth Indigo*	Light Driftwood Grained	Matt Smooth Grey*	Matt Smooth Pebble*	Matt Smooth White*	Grey Driftwood Grained	

Trim Finishes

The main piece of a handle-less kitchen is the trim. A stunning touch that provides an accent to contrast with, or compliment, the overall kitchen finish.

Choose from five distinctive finishes which provide your new kitchen with a touch of flair and personalisation.

Matt Black
Aluminium
Bronze
Brass
Copper



*add your
own style*



Finishing Touches

You've chosen the style, you've decided the finish, now it's time to choose the finishing touches that make a new kitchen truly your own. Handles, lighting and storage accessories are the essential extras that not only enhance the beauty of your new furniture but also make it perfectly practical.



*it's all
in
the detail*




Work Surfaces

The work surface is a key element in the appeal of the final kitchen design. Choose a subtle decor to complement your kitchen choice, or select a statement decor that will become the star of your design. Durable with easy-clean technology, our range of work surfaces offer individuality in your kitchen.

All our laminate worktops are FIRA Gold certified and are made using FSC® chain of custody certified chipboard.



LAMINATE WORKTOP PROFILE OPTIONS



Antique Bronze Antique Steel Brazillia Concrete Marble Bianco Pearl Granite Svenborg Tinovant Oak

22MM PVC-EDGED LAMINATE WORKTOPS

These stunning 22mm worktops feature subtle textured surfaces and are the cutting edge of laminate worktop design.





Alaska Alpine White Brazilian Walnut Carbon Steel Conway Elm Copper Slate Dark Ash Everest Black




Arctic Marble Chalet Oak Cinnamon Cloudy Cement Colmar Oak Grey Terrazzo Liberty Rock Silver Oak



Marble Siroco Oak Block Pastel Oak Tectonica



Venice Marble Volcanic Ash Woodstone Aged Copper



40MM POSTFORMED & PVC-EDGED LAMINATE WORKTOPS

Our 40mm worktops are supplied in a postformed or PVC-edged specification and are available with co-ordinating upstands and splashbacks.

40MM PREMIUM LAMINATE WORKTOPS

Our range of premium worktops feature enhanced textures whether that be a woodgrain effect or a smooth marble finish. They feature a tighter radius of 3mm for a more contemporary square edged look and feel.




Cascade

Lucido

Neve

Onda

Savanna



34MM EARTHSTONE WORKTOPS

Earthstone is a great affordable alternative to solid surface worktops such as quartz or granite. Available in 5 colours, Earthstone has been designed to give a smooth surface appearance while being easy to clean and maintain.

Earthstone worktops feature a 6mm solid surface on a chipboard core and are finished with a 45° chamfer to the top and base. They are available with matching worktop hob splashbacks and upstands to complete the look.



standard collection ↗

↗ *gloss collection*



Glass Splashbacks

Glass is such a wonderfully versatile material. Our glass splashbacks and upstands are a great alternative to tiles, but their appeal goes far beyond the practical: they also make a centrepiece for the entire kitchen.





*silver drawers
shown*

*silver pan drawers with
glass sides shown*

Drawer Solutions

Take advantage of every space with a range of innovative drawer options from cutlery trays to drawer organisers for our anthracite and silver Atira drawers.



Modular Metal Cutlery Tray for Atira Drawer Box



Full Width Plastic Cutlery Tray for Atira Drawer Box



Aluminium Pan Drawer Organisers for Atira Drawer Box



Modular Timber Deep Pan Drawer Organiser for Atira Drawer Box

*anthracite
drawer*



Modular Timber Cutlery Tray for Atira Drawer Box



Modular Timber Deep Pan Drawer Organisers for Atira Drawer Box
(Anthracite drawer shown with two organisers)

*natural wood
storage system*



Timber Plate Stack for Atira Drawer Box
(Anthracite drawer shown)

CUTLERY TRAYS

A cutlery tray is a must for a well organised kitchen. Choose our full width plastic moulded design, or our modular metal or timber organisers which can be positioned as required.

PAN DRAWER ORGANISERS

Deep pan drawers provide great access to cabinet contents and can be easily arranged with our organisers.

* see below
for module
code

roll
dispensers



Roll Dispenser & Timber Cutlery Tray for Atira Drawer Box
(Silver drawer shown)

knife block



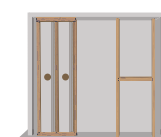
Timber Knife Block & Cutlery Tray for Atira Drawer Box
(Anthracite drawer shown)



Timber Knife Block & x2 Cutlery Trays for Atira Drawer Box
(Silver drawer shown)



Spice Rack, Slideable Tray & Roll Dispenser for Atira Drawer Box
(Silver drawer shown)



DRWTACC1



DRWTACC2



DRWTACC7



DRWTACC8



DRWTACC9



DRWTACC3



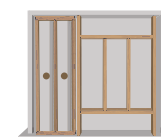
DRWTACC4



DRWTACC10



DRWTACC11



DRWTACC5



DRWTACC6



DRWTACC12



DRWTACC13

fsc
sustainably
sourced wood

102

spice
rack



Timber Spice Rack & Cutlery Tray for Atira Drawer Box
(Anthracite drawer shown)



Timber Knife Block, Cutlery Tray & Roll Dispenser for Atira Drawer Box
(Silver drawer shown)



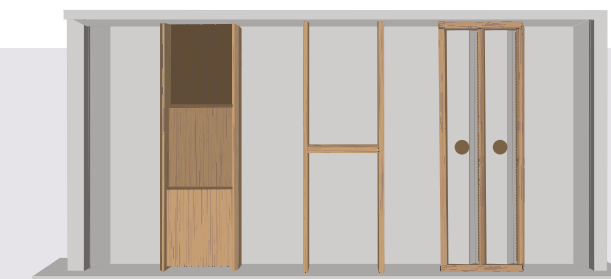
TIMBER DRAWER ACCESSORY MODULES

Our timber drawer internals offer excellent storage solutions for cutlery drawers. With a selection of storage options such as knife blocks, spice racks and roll dispensers, drawers can be accessorised to suit your individual requirements.

ORDERING TIMBER DRAWER MODULES

We have an assortment of timber modules for Atira metal drawers. The arrangements shown are available using the codes displayed here for ease of ordering.

Please speak to your kitchen designer for more drawer storage options.



* DRWTACC14

103

500 & 600mm Anthracite Cranked Pull Out



400, 450, 500 & 600mm Anthracite Le Mans Corner Unit Storage



150 & 300mm Chrome Base Unit Pull Out



150 & 300mm Anthracite Base Unit Pull Out



150mm Chrome Towel Rail Pull Out



3/4 Chrome Carouse



400, 450, 500 & 600mm Chrome Le Mans Corner Unit Storage



300mm Anthracite Larder Unit Pull Out



500 & 600mm Chrome Cranked Pull Out



300, 400 & 500mm Chrome Larder Unit Pull Out

Premium Storage Solutions

Our premium storage solutions from Kesseböhmer provide easy convenient access to cabinet contents. Make the most of corner cabinet, tall larder cabinets and wall cabinets with pull out storage. Our premium storage brings a stylish designer touch with either a polished chrome or matt anthracite finish as detailed here.



IMove Pull Down Basket - (for 724mm and 900mm high single door Premium specification wall cabinets only)



600mm Premium Bin



600mm Recycling Bin



300mm Premium Bin

400mm Under Sink Bin



Lighting & Accessories

The importance of lighting can not be underestimated, it is a crucial element to any kitchen. Lighting can make your kitchen look warm and welcoming or cool and fresh. With our selection of low energy LED lighting you can add the perfect finishing touch to set your kitchen apart.



Expanse Pro Light Panel
Switch between cool, Neutral or warm.



Loox aluminium profile with LED
light strip.



Nexus Slim Triangle Under
Cabinet Light



TrioTone Circular Light
Switch between cool, neutral or
warm white light.



Astro TrioTone Light
Switch between cool, neutral or warm
white light.
Available in Black, Brass and Silver



Pop up socket with
premium stainless-steel
finish 3 sockets
1 x USB-A port
1 x USB-C port



Pop up socket with USB
3 sockets
2 x USB-A ports



Motorised pop up socket
with built in Bluetooth
audio speaker and
stainless-steel lid and
USBs 3 sockets
2 x USB-A ports



In-Cabinet Strip Light



Glow Glass Shelf Light.
Cool lights.



LED Ion8 strip lights.
Adjust between cool,
neutral or warm white light



LED Square Plinth Lights



Flip socket in a concrete effect ceramic finish with
2 x sockets and 1 x USB-A port



Flip socket in a stainless steel finish with 2 x sockets and
1 x USB-A port.



*illuminated wall
cabinets*

Standard Wall Cabinet Specification

Our 18mm Standard Cabinet is robust, practical, fully FIRA Gold certified and available in three colours along with our suite of replacement cabinet end panels to create a co-ordinated look. Drawers are available in anthracite, silver or an upgrade oak finish.



Fig. A

Fig. B

Fig. C



Fig. D

Fig. E

Fig. F



Fig. G

Fig. H

Fig. I

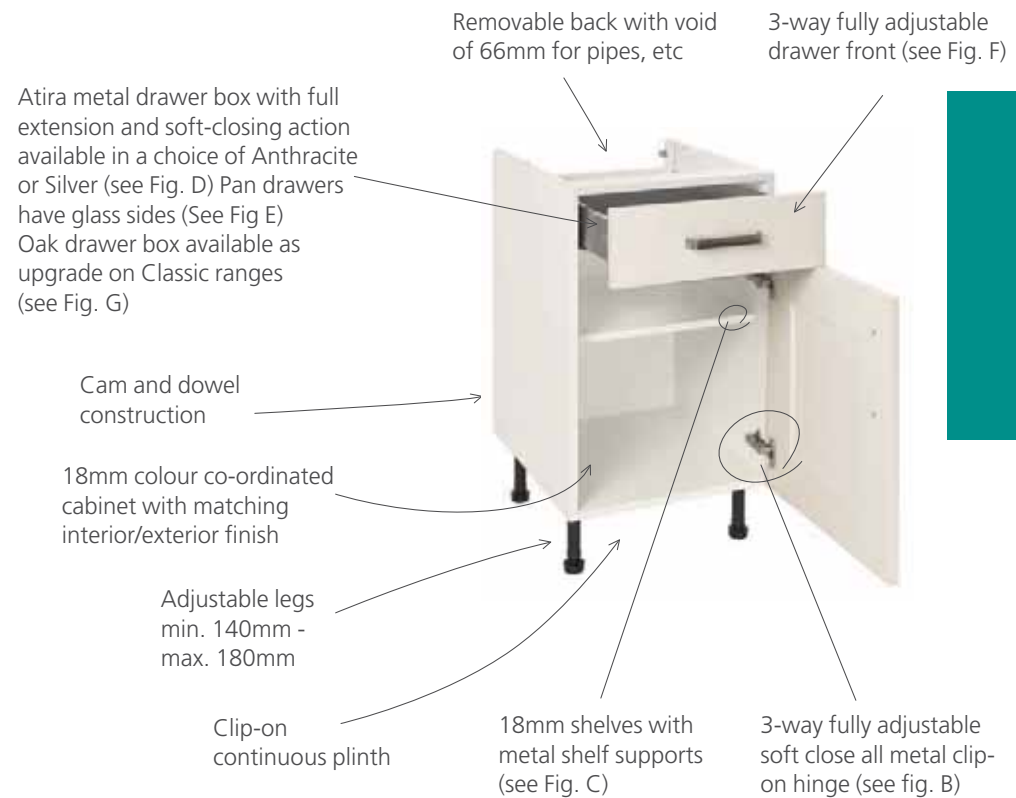
IN-FRAME CABINET

A few features of an In-Frame New England cabinet vary as detailed below:

2 wall unit heights (724mm and 900mm only)


A special width drawer box to allow for the frame (see Fig. I)

A special designed 3-way fully adjustable soft close clip on hinge (see Fig. H)



Standard Base Cabinet Specification

CABINET COLOUR OPTIONS



REPLACEMENT CABINET ENDS

A selection of our ranges are available with frontal matched replacement cabinet ends. This provides a variety of cabinet options allowing you to create a fully co-ordinated kitchen. Please speak with your designer for further information.



Premium Wall Cabinet Specification

Our Premium Cabinet includes a number of upgrade features including;

- Additional grey linen cabinet colour
- Deeper wall cabinets (330mm to suit dinner plates)
- PVC protected front edges to the cabinet
- A choice of PVC edging colours
- Co-ordinated edging colours on centre uprights in double cabinets
- Reduced drill holes inside cabinets
- Solid back panels

IN-FRAME CABINET

A few features of an In-Frame New England cabinet vary as detailed below:

- 2 wall unit heights (724mm and 900mm only)
- A special width drawer box to allow for the frame (see Fig. I)
- A special designed 3-way fully adjustable soft close clip on hinge (see Fig. H)

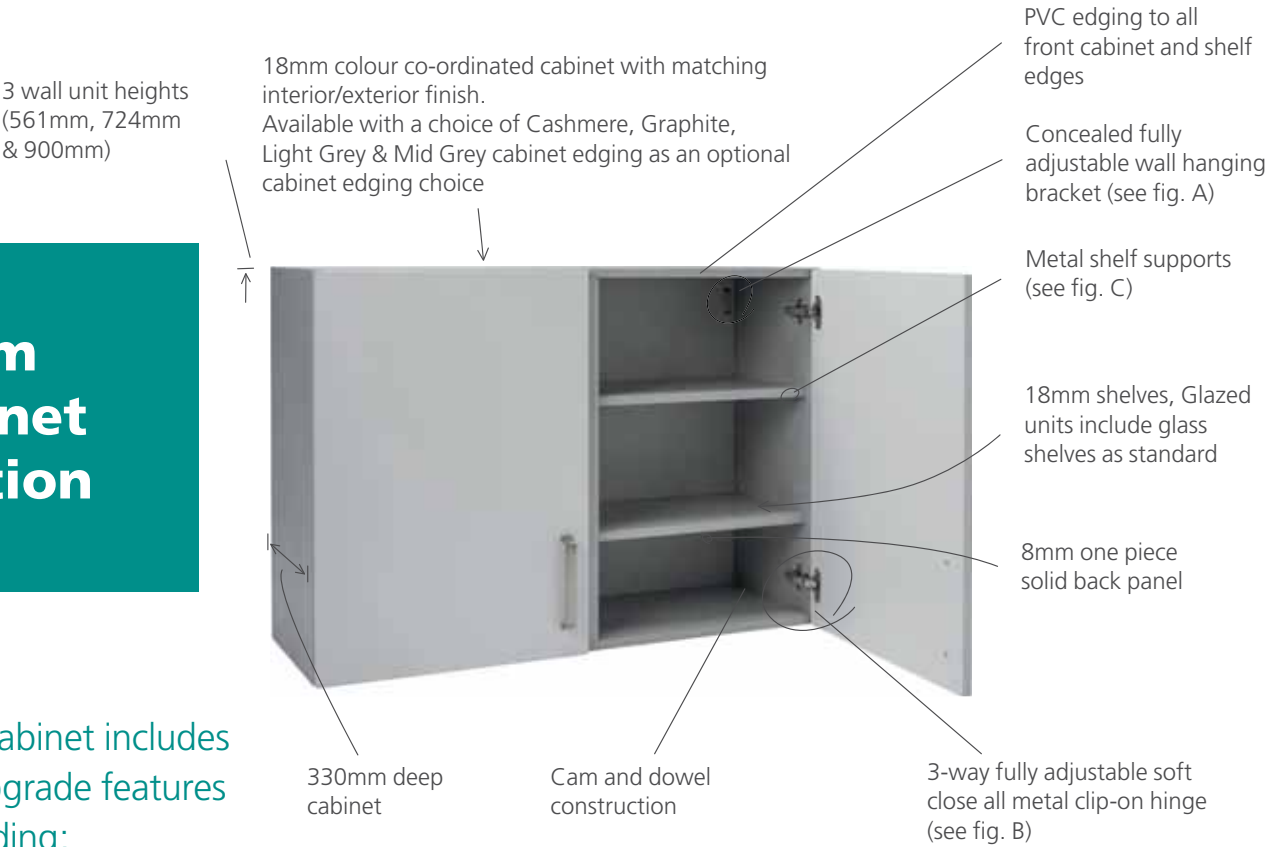


Fig. A



Fig. B



Fig. C



Fig. D




Fig. E



Fig. F



Fig. G



Fig. H



Fig. I

Premium Base Cabinet Specification



CABINET COLOUR OPTIONS




CABINET EDGING COLOURS

Premium cabinets are available with either matching PVC front edges, or in a colour to co-ordinate or contrast with the frontal. These four additional edging colour choices are available;



REPLACEMENT CABINET ENDS


A selection of our ranges are available with frontal matched replacement cabinet ends. This provides a variety of cabinet options allowing you to create a fully co-ordinated kitchen. Please speak with your designer for further information.



Linear Handleless Wall Cabinet Specification

The Linear product specification includes 18mm cabinets supplied with solid backs, a choice of cabinet matched matt aluminium, matt black or matt white PVC or ABS cabinet edging and soft-close hinges/ drawers as standard. Wall cabinets are 330mm deep to maximise storage space and are supplied with an aluminium integrated and concealed handle trim.


Linear Edge specification is available as an upgrade specification on Linear Avant: it includes a choice of frontal matching or contrasting PVC or ABS laser edging.





CABINET COLOUR




CONTRASTING EDGING COLOURS



TRIM FINISHES



FEATURES



Metal-sided Atira drawer box with full extension and soft-closing action. Three-way fully adjustable drawer front. Pan drawers have glass sides as standard. Drawer Boxes are available in either Silver or Anthracite. Push to open internal drawers.

Sensys is the latest generation in hinge technology. The soft-close element is integrated invisibly into the hinge – an innovation that meets the highest criteria for convenience and functionality. Just a light touch and the door closes smoothly and silently.



Venting Hobs

THE 2-IN-1 HOB AND HOOD

Discover our range of Venting Hobs, designed with flexibility in mind. With more options to use and install, packed with features, and phenomenally quiet too, you just need to focus on creating.



N 70 T47TD7BN2



N 90 T58TL6EN2

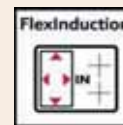


N 50 T46CB4AX2



N 50 T48CB1AX2

Key features include



Flex Induction

Every cook has their own unique cooking style, so Flex Induction gives ultimate flexibility and control. This also means that you can enjoy even heat distribution across large cookware items such as griddle plates. Extended zones allow you to cook using accessories up to 40cm and pots up to 30cm in length.



Power Move

Divide the hob into three heat zones, each with a different power level. So now you can move a pot easily between intense heat at the front, simmering in the middle and a low, keep-warm temperature at the back.



Wi-fi

Manage your NEFF appliances with wi-fi and Home Connect via your smart phone or tablet.



Frying Sensor

With five temperature settings, Frying Sensor monitors heat and holds it steady. So, there's no more burning and you enjoy the best possible results.



TwistPad Fire®

An innovative, removable magnetic control dial which stylishly illuminates.



Bring it all to life

We can help you plan and visualise how it will all look with our FREE 3D design service. You'll get a detailed quote, ready for you or your chosen tradesperson to place the order.



FSC Logo

Carbon
Balancing
Logo



Your local showroom is looking forward to welcoming you

To find your nearest @Home Showroom,
please visit athome.huwsgray.co.uk

